



EXTERIOR






WATER-BASED



AQUATROL®

WATER-BASED SATURATING FINISH FOR WOOD

Product description	AQUATROL® is a water-based saturating finish with a gel consistency that is designed to revitalise weather-beaten, dried-out decks and exterior wood. AQUATROL® restores the rich, warm appearance of natural wood and beautifies exterior wood. Developed to penetrate deep into the wood, it protects against damage caused by moisture and ultraviolet rays, providing a mildew resistant finish that will not crack, peel or flake. When AQUATROL® is first applied, the wood will darken to a rich matt colour, and then gradually lighten depending on the intensity of sun exposure.
Properties	<ul style="list-style-type: none"> • Protects and enhances the beauty of exterior wood. • Long lasting natural look. • Excellent penetration. • Non film-forming - No peeling. No flaking. • Mildew resistant finish. • Easy application. Gel formula - Does not run. • Easy to maintain. No stripping. No sanding.
Basic uses	<ul style="list-style-type: none"> • Exterior use only. • Weathered softwoods - Cedar, Larch, Spruce, Pine, Pressure-Treated Wood... • Weathered Thermo heated wood. • Horizontal and vertical surfaces. • Decks, Cladding, Roofs, Fences, Exterior furniture, Cabins...
Technical data	<p>Finish: Matt-sheen. Vehicle Type: Acrylic/Alkyd. Solvent Type: Water. Viscosity: Semi-fluid. Specific Gravity: 0,980 ± 0,05. Physical State: Semi-fluid. Solid Content: 27% ± 2. Flash point: Not classified as flammable. Shelf Life: 1 year minimum in original unopened packaging. Container Size: 2.5L, 20L. Colour:</p> <div style="display: flex; justify-content: space-around; align-items: center;"> <div style="text-align: center;"> Clear</div> <div style="text-align: center;"> Golden Oak</div> <div style="text-align: center;"> Rustic Oak</div> </div> <p>Dry time: 24 hours depending on temperature and humidity. VOC: EU limit value for this product (cat. A/e) 130 g/l. (2010). This product contains max. 130 g/l.</p>
Surface preparation	<p>General Directions:</p> <ul style="list-style-type: none"> • Surfaces must be thoroughly clean, dry and free of dirt, grease, grime, mildew and previous coatings. • Treat mildew with a 50/50 bleach/water solution. Scrub solution on to surface and allow to stand for 10-15 minutes; rinse thoroughly. • After cleaning, allow wood to dry 2-3 good drying days or until it has reached a moisture content of 18% or less before applying finish. • AQUATROL® may only be applied to bare wood surfaces or a weathered wood surface that was previously finished with AQUATROL®. ALL other finishes must be completely and thoroughly removed. • If necessary sand surface after cleaning and/or stripping (80 grit paper). <p>New wood surfaces:</p> <ul style="list-style-type: none"> • AQUATROL® may only be applied to weathered wood. All new wood should be treated with SEASONITE®* and allowed to weather 6-12 months before applying AQUATROL®. <p>Weathered wood surfaces (untreated):</p> <ul style="list-style-type: none"> • Wood that has weathered longer than 6 months or turned grey should be cleaned with NET-TROL®* to remove all loose wood fibres, dirt and other surface contaminants before applying AQUATROL®. <p>Previously oiled surfaces:</p> <ul style="list-style-type: none"> • All other oils or sealers must be completely and thoroughly removed with PREPDECK®* and the stripped surface neutralised with NET-TROL®* before applying AQUATROL®. <p>Previously coated surfaces (paint, stain, varnish...):</p> <ul style="list-style-type: none"> • All previous coatings must be completely and thoroughly removed with DILUNETT®*, PREPDECK®* or CDKP® 90* and the stripped surface neutralised with NET-TROL®* before applying AQUATROL®. <p>Solvent (oil or alkyd based finishes): Strip with DILUNETT®*(1), neutralise with NET-TROL®*. Acrylic finishes - Water-based: Strip with PREPDECK®*(1), neutralise with NET-TROL®*. Other finishes i.e. 2 pack epoxies, urethanes,...: Strip with CDKP® 90*.</p> <p>(1) For woods high in tannins please contact us for additional information and advice.</p>

The information set out consists of purely illustrative and are not the responsibility of the manufacturer, the application of products not made under his supervision.

Application tools	<ul style="list-style-type: none"> • Brush: High quality, natural or synthetic bristle brush. • Roller: Medium pile. • Spray: Airless 48-55 bars (700-800 psi) or less / .011-.015 fluid tip.
Good application practice	<ul style="list-style-type: none"> • Before starting, test colour choice on a small area. Allow to dry to determine final colour. • Cover everything you do not wish to coat, including plants and shrubs. • Apply between 10°C and 35°C. Do not apply in direct sun light or to hot surfaces. Note: Wood surfaces in direct sunlight can reach temperatures as high as 60°C even if air temperature only reaches 30°C. • Do not apply if cold and/or wet weather is expected within 24-48 hours. • Stir product thoroughly before and during application. Do not thin. • For colour uniformity, mix all product together that is to be applied to any one area or section. • Always work the entire length of a deck board or horizontal siding to a logical break, such as a window or door frame. • Never stop application in the middle of the board or wall. • Vertical siding should be coated from top to bottom. • Do not allow to dry between coats - apply AQUATROL® 'wet on wet'. • After spray application, always back-brush or back-roll to improve penetration and uniformity of coverage.
Application	<ul style="list-style-type: none"> • Apply 2 even, liberal applications of AQUATROL® wet-on-wet. • Apply 1st liberal application of AQUATROL® and allow to penetrate into the wood. • Apply 2nd application as soon as the milky appearance of the 1st application has disappeared (normally 15-30 minutes) and allow to penetrate into the wood. • If required repeat this procedure until the wood is saturated i.e. will accept no more product. • Do not allow AQUATROL® to become Touch Dry or Dry between coats. • Once the timber is saturated, brush out or wipe up any excess product that has not penetrated to avoid AQUATROL® drying as shiny spots on the surface. <p>NOTE: AQUATROL® is not a surface coating, its place is in the wood not on the surface. AQUATROL® protects by penetrating the wood, providing a rich matt finish.</p>
Coverage	<ul style="list-style-type: none"> • Initial: 5 m² per litre per 2 coats. • Maintenance: 10-12 m² per litre. • Coverage will vary depending on type, age and texture of wood.
Maintenance	<p>General Directions:</p> <ul style="list-style-type: none"> • Maintenance is due when the treated wood takes on a weathered grey look or has severely faded. • Severely faded or weathered areas that have turned grey should be cleaned with NET-TROL®*. • Surfaces with harsh exposures to the sun and weather will wear more quickly than other areas. In these cases, clean affected areas with NET-TROL®* and re-apply AQUATROL® as directed under "Application" instructions above. • Areas retaining good colour do not need a maintenance application of AQUATROL®. • Blend newly treated areas into areas which still have good colour. <p>DECKS & OTHER HORIZONTAL SURFACES</p> <ul style="list-style-type: none"> • Most decks & horizontal surfaces will only require a maintenance application of AQUATROL® every other year. • A single application of AQUATROL® every other year will be sufficient to refresh the natural beauty of the deck/horizontal surface and to maintain protection. For very porous or badly weathered surfaces a 2nd application may be required; this should be applied as directed under "Application" instructions above. • A periodic clean, between applications, with NET-TROL®* to remove dirt and contamination will renew the appearance of the wood. <p>CLADDING & OTHER VERTICAL SURFACES</p> <ul style="list-style-type: none"> • Most cladding and vertical surfaces will only require touch up applications of AQUATROL®. • When treated AQUATROL® areas turn grey, clean with NET-TROL®* and apply a single application of AQUATROL® to replace material which has weathered out. • For very porous or badly weathered areas a 2nd application may be required; this should be applied as directed under "Application" instructions above.
Restrictions	<ul style="list-style-type: none"> • Do not use on hardboard, plywood, including T1-11 or over previously stained, varnished or painted wood. • Do not use on new wood. • Do not use on hardwoods i.e Oak, Ipe, Iroko, Teak... • Do not used in enclosed areas - Porches, verandas...
Clean-up	Clean all tools and equipment with soap and water while still wet. If allowed to dry, remove with paint stripper.
Storage	<ul style="list-style-type: none"> • Left over AQUATROL® should be transferred to a smaller, airtight, closed metal or glass container. • Keep from freezing and high temperature.
General Information	<p>Every care is taken to ensure that the information provided in this technical data sheet is accurate. OWATROL International is unable to guarantee results as we have no control over the conditions under which our products are applied. For further advise and information please contact our technical department by email at info@owatrol.com or the local OWATROL Agent for your country.</p> <p>The information above is correct at the date of issue. All other OWATROL products named in this document, should be used as per label instructions and technical data sheet.</p>
Safety	<p>Keep out of the reach of children. Do not breathe vapours. Avoid contact with skin. If swallowed, do not induce vomiting; seek medical advice immediately and show the container or label.</p> <p>MSDS available at www.owatrol.com</p>
Issue date	September 2011.

* Same manufacturer