



## *Specialist tile cutting & processing services*



*Special floor patterns ~ Edging ~ Skirting  
Step treads ~ Coping ~ Mosaic etc..*





## *Tile cutting Services*

We can take any size format tile or slab and cut into any creation you desire.

Whether simply processing tiles into smaller dimensions, or creating special floor patterns, steps treads, coping etc, no project is beyond our capabilities.

We can also cut large format slabs and process to your cut list, cut holes, and apply edging if required

## *Large format slab cutting*


Cut to your cut list or templates




## *Bespoke floor patterns, borders, & skirting*

Any size, any shape from any tile!!


Octagon & dots





Herringbone




Customers design



3D Effect



Customers design




Chevrons



Herringbone



Skirting




Compass



Church floor

## *Steps & risers, coping, & swimming pools*

We can also apply edge polishing, shaping, mitred edging and anti-slip options




## *Mitre cutting*

We can cut 45 degree angles onto edges where required to avoid using tile trim, or to make edges appear thicker for your own assembly on-site.

Alternatively we can adhere components together in our workshop with colour matched, UV resistant epoxy resin if required


Mitre cut only



Mitred steps & risers



Mitred niche



Mitred coping



## *Curved cutting*

Curved cuts can be achieved working from your cutting instructions or templates. Curved cuts can also be edge polished or profiled if required



## *Bespoke Mosaic*

Any pattern can be achieved supplied in loose cut pieces, or you can choose from our comprehensive range of standard patterns that can be adhered to a fibre mesh backing to make installation quicker and easier



## *Micro-bevelling*

After cutting has been completed, we can apply a small micro-bevel to our sawn edges to provide a higher quality of finish as shown below (not usually feasible on mosaic patterns)

Sawn edges



1-2mm micro-bevels



Sawn edges

Micro-bevelled edges



This replicates exactly an original factory edge, and looks better on grout joints, or where a sawn edge is visibly seen. Other edge polishing, shaping & anti-slip options are available



## Edging

We can take any tile, either cut to size by us, or full original sized tiles and apply different styles of edge polishing, shaping and also anti-slip solutions. This eliminates the need for tile trim, and gives a more luxurious finish to tile edges. We can create many different edge shapes & styles,. The most popular ones are shown below

Bold line indicates  
Processed edge

### *Flat polished edge with micro-bevel to top & bottom*


This is our cheapest & most simple edge.



Any size


### *Bevelled edge*

Similar to the flat polished edge shown above, but the bevel size can be increased to any size you like




### *Pencil round edge*

Similar to a flat polished edge, but with a small radius to the top edge rather than a micro-bevel



### *HALF Bullnose edge*

A popular edge with a much heavier radius.  
Ideal for step treads & skirting



### *FULL Bullnose*

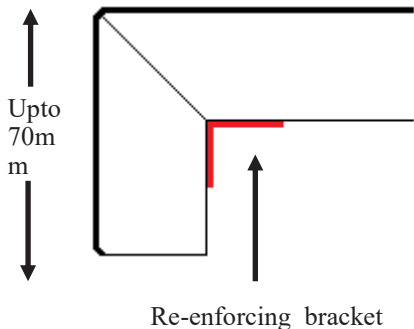
The most popular step or swimming pool edge detail.  
A complete semi-circle, diameter matching the tile thickness provided



### *Mitred edge (cut only)*

Simply cut for your builder or tiler to assemble on-site

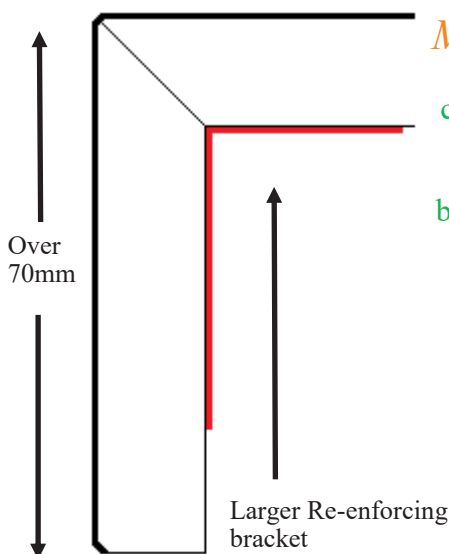





### *Mitred & glued edging (upto 70mm edge)*

Two components cut at a 45 degree angle and glued together in our workshop with a strong colour matched UV resistant epoxy resin. Suitable for both indoor & outdoor use, it creates the impression of a much thicker slab.

We also adhere a small (1mm thick) stainless steel bracket to the underside for extra strength

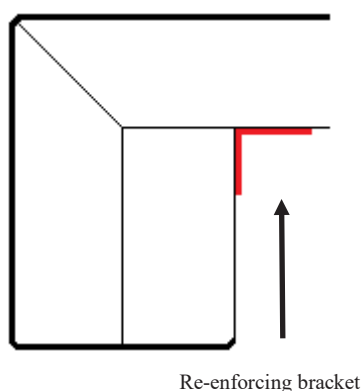


### *Mitred & glued edging (OVER 70mm edge)*

Similar to above, but with no limits to the vertical component. Ideal for a step tread & riser combination to create the impression of a “SOLID BLOCK” effect .

The vertical riser extends down to the level of the step below. This effect can also be used around columns or to tile around corners when wanting to avoid tile trim.

With this option we adhere a heavier duty **2mm** thick stainless steel bracket behind for extra strength

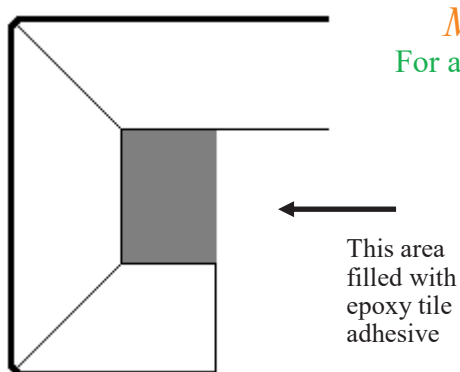


### *Mitred Edging “LL” profile*

Similar to mitred edging, but with an additional strip glued behind the leading edge.


This creates a deeper overhang & also further strengthens the edge if no tile adhesive can be applied behind on-site.

Ideal if a shadow gap, or LED lights are required behind



### *Mitred Edging with underside return*

For a very “Chunky” looking edge. Ideal where a deeper overhang is preferred



## Anti-slip lines


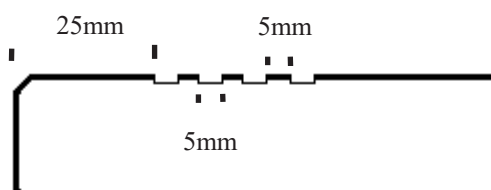
We can take any tile, either cut to size by us, or full original sized tiles and create anti-slip feature lines. These can be created fully bespoke to your exact requirements, or take a look below at our standard options. Ideal for step treads and swimming pool edges. Any anti-slip style can be used with any edge shape.

### *Open / UN-filled anti-slip lines*

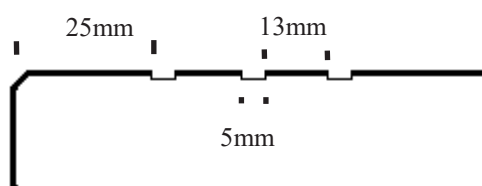
These are our cheapest & most simple form of anti-slip edging. These can be added as a feature to any edge to enhance and give good visual warning. Grooves are approx 1mm deep.

Quantity & spacings of lines can be altered if required

#### **STYLE B**



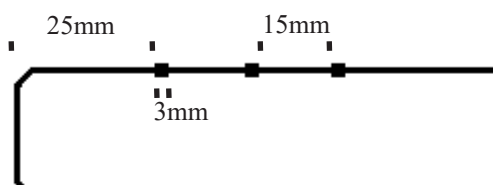
#### **STYLE D**



### *Lines filled with GRP anti-slip*

These are an ideal solution for low maintenance anti-slip. As the product sits approx 1mm PROUD of the tile surface, they do not need as much cleaning as the open ones described above. They are commercially recognised, and certified to comply with latest legislation and pass relevant pendulum testing. Black is standard issue, however, this product is available in any "RAL" colour as special a order.

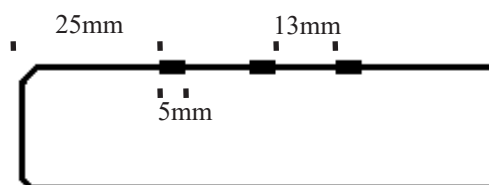
#### **STYLE C**




3mm wide strips are standard



#### **STYLE F**



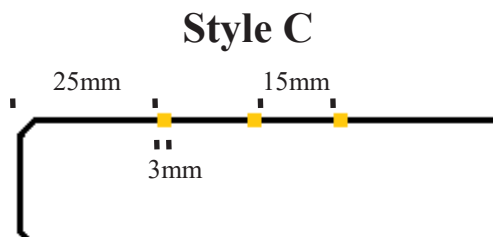
5mm wide strips are special order



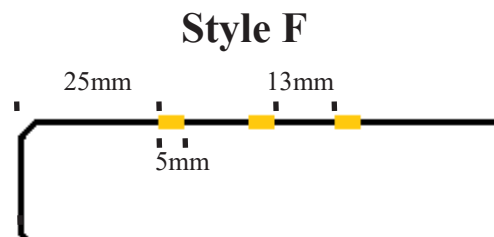



### *Lines filled with Stainless steel or brass*

Similar to the GRP product, these metal bars sit approx 1mm proud of the tile surface, so provide a low maintenance solution. They really do give a more prestigious and luxurious finish to any step tread.  
(We do not recommend brass for outdoors)



3mm wide strips are standard




5mm wide strips are special order



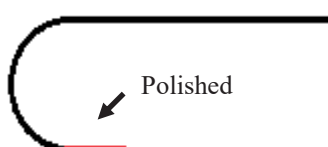
### *Additional features (for anti-slip lines)*

Where possible, anti-slip lines will run from end to end on step treads or swimming pool coping. However, if required, we can stop lines short of exposed ends, or carry around corners if necessary

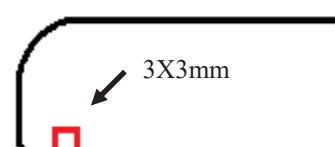


### *Additional features (for general edging)*


Any edge can have additional polish to underside if required



Any edge can have a "Drip groove added to underside if required (3X3mm is standard)



## *A few past projects.....*



**For more information and pricing contact:**



**ARBOUR**  
LANDSCAPE SOLUTIONS

Tel: 020 8953 6177 Email: [enquiries@arbourlandscapesolutions.co.uk](mailto:enquiries@arbourlandscapesolutions.co.uk)

 @arbourlandsol 
  @arbourlandsol 
  @arbourlandsol 
  Read our reviews on google

Arbour Landscape Solutions Ltd. 4 Woodside, Eaton Bray, Dunstable LU6 2RQ  
VAT: 325032151 . EORI: 325032151000. Company Registration Number: 12054147

[www.arbourlandscapesolutions.co.uk](http://www.arbourlandscapesolutions.co.uk)