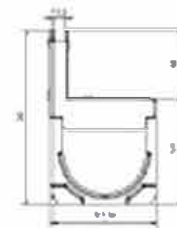



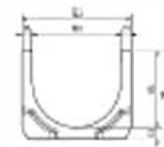
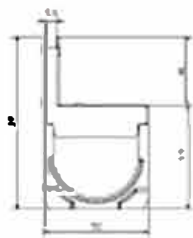

Domestic Slotted Channel

Features & Benefits

- Discreet surface water drainage system
- Designed to suit blocks or pavers up to 80mm in depth
- Offset draining: slot provides a discreet threshold drainage solution
- Slotted tops and access units manufacture from galvanized steel
- Light weight and easy to move drainage channel, primarily aimed at new house building; and other domestic applications such as drives and gardens..
- Load Classes A15 to B125 when tested in accordance with EN1433
- CEMarked with DOP available from 80



1000mm LO Channel



self-Channel

500mm LO Channel